




HALIFAX ECONOMIC GROWTH PLAN 2016-21 PROGRESS

All indicators are measured for the Halifax Census Metropolitan Area unless indicated otherwise.

Goal	Measurement	Baseline	2016	2017	2018	STATUS VS. BASELINE*
 Promote & Maximize Growth	Grow Halifax's GDP to \$22.5 Billion Source: Conference Board of Canada, Metropolitan Outlook (Winter)	\$18.3 billion	\$18.6 billion	\$18.9 billion	\$19.2 billion	Progressing
	• Increase average annual income growth Source: Conference Board of Canada, Metropolitan Outlook (Winter)	1.2%	1.5%	1.7%	1.6%	Improving
	• Increase the total number of jobs Source: Statistics Canada, Labour Force Survey	224,100	226,000	224,600	233,400	Improving
	• Increase the share of full-time work Source: Statistics Canada, Labour Force Survey	83%	82%	81%	83%	Unchanged
	• Increase the share of businesses that consider Halifax an above-average place to do business Source: Narrative Research, Business Confidence Survey	15%	23%	27%	26%	Improving
	• Reduce commercial vacancy rates in the downtown Source: Cushman & Wakefield Atlantic, Office Marketbeat	14.3%	15.1%	19.6%	19.1%	Worsening
	• Increase the commercial property tax base Source: HRM – Financial Policy and Planning	\$7.8 billion	\$8.2 billion	\$8.3 billion	\$8.3 billion	Improving
 Attract & Retain Talent	Grow Halifax's Labour Force to 271,000 Source: Statistics Canada, Labour Force Survey	239,100	240,700	241,000	249,000	Progressing
	• Increase Halifax's overall labour force growth Source: Statistics Canada, Labour Force Survey	0.5%	0.7%	0.1%	3.3%	Improving
	• Increase net interprovincial migration of youth ages 20 to 29 to Nova Scotia Source: Statistics Canada, Annual Demographic Estimates	-1,300	-222	252	152	Improving
	• Grow the international student body Source: Maritime Provinces Higher Education Commission	5,832	6,045	6,498	6,742	Improving
	- ...and the gross share that transition into permanent residency	3.4%	6.9%	9.4%	12.6%	Improving
	• Increase net international immigration to Halifax Source: Statistics Canada, Annual Demographic Estimates	2,097	5,501	4,427	5,405	Improving
 Make Halifax a Better Place to Live & Work	Grow Halifax's Population to 470,000 Source: Statistics Canada, Annual Demographic Estimates	408,046	414,020	421,968	430,512	Progressing
	• Increase Halifax's overall population growth Source: Statistics Canada, Annual Demographic Estimates	0.2%	1.5%	1.9%	2.0%	Improving
	• Increase the share of Nova Scotians who have a strong, or somewhat strong, sense of belonging to their community Source: Statistics Canada, Canada Community Health Survey	76.4%	73.4%	-	71.7%	Worsening
	• Raise the mean score on quality-of-life indicators Source: MQO Research, City Matters, Public Opinion Survey	7.7	7.2	7.1	7.4	Worsening
	- Good place to raise a family	7.7	7.8	7.4	7.6	Unchanged
	- Outdoor recreational facilities	7.3	6.8	6.9	6.9	Worsening
	- Indoor recreational facilities	7.2	6.8	6.8	6.9	Worsening
	- Housing affordability	6.1	5.7	5.5	5.5	Worsening
	- Arts and cultural events	7.4	6.8	7.0	6.9	Worsening
	- City is easy to get around	6.6	5.9	6.0	5.6	Worsening
	- Percentage who feel mostly safe	61%	80%	80%	87%	Improving
	• Increase library programming attendance Source: Halifax Regional Library	209,772	213,576	224,072	254,813	Improving
	- ...and in-person visits	3,595,902	3,613,986	3,618,317	3,617,008	Improving